

セイコーウォッチ株式会社

<http://www.credor.com>



Printed in Japan

取扱説明書

Thank you very much for choosing a CREDOR watch.

Only the unique melding of traditional Japanese sensitivity and state-of-the-art technology can bring you a watch of this quality and character.

Doing so is our passion.

The CREDOR name is your guarantee.

From the French crête d'or – “crest of gold” – it signifies our commitment to always being the very best.

We hope this CREDOR watch will be your favorite personal timepiece for many years to come.

### HANDLING CAUTIONS

#### ⚠ WARNING

To indicate the risks of serious consequences such as severe injuries unless the following safety regulations are strictly observed.

- Immediately stop wearing the watch in following cases.
  - If the watch body or band becomes edged by corrosion etc.
  - If the pins protrude from the band.
  - ※ Immediately consult the retailer from whom the watch was purchased or SEIKO CUSTOMER SERVICE CENTER.
- Keep the watch and accessories out of the reach of babies and children.  
Care should be taken to prevent a baby or a child accidentally swallowing the accessories.  
If a baby or child swallows the battery or accessories, immediately consult a doctor, as it will be harmful to the health of the baby or child

36

#### ⚠ CAUTIONS

To indicate the risks of light injuries or material damages unless the following safety regulations are strictly observed.

- Avoid the following places for wearing or keeping the watch.
  - Places where volatile agents (cosmetics such as polish remover, bug repellent, thinners etc.) are vaporizing
  - Places where the temperature drops below 5°C or rises above 35°C for a long time
  - Places affected by strong magnetism or static electricity
  - Places affected by strong vibrations
  - Places of high humidity
  - Dusty places
- If you observe any allergic symptoms or skin irritation  
Stop wearing the watch immediately and consult a specialist such as a dermatologist or an allergist
- Other cautions
  - Do not disassemble or tamper with the watch.
  - Keep the watch out of the reach of babies and children.  
Extra care should be taken to avoid risks of any injury or allergic rash or itching that may be caused when they touch the watch.

37

#### ⚠ WARNING



**Do not use the watch in scuba diving or saturation diving.**  
The various tightened inspections under simulated harsh environment, which are usually required for watches designed for scuba diving or saturation diving, have not been conducted on the water-resistant watch with the BAR (barometric pressure) display. For diving, use special watches for diving.

#### ⚠ CAUTION



**Do not pour running water directly from faucet.**  
The water pressure of tap water from a faucet is high enough to degrade the water resistant performance of a water resistant watch for everyday life.

38

#### ⚠ CAUTION



**Do not turn or pull out the crown when the watch is wet.**  
Water may get inside of the watch.

※ If the inner surface of the glass is clouded with condensation or water droplets appear inside of the watch for a long time, the water resistant performance of the watch is deteriorated. Immediately consult the retailer from whom the watch was purchased or SEIKO CUSTOMER SERVICE CENTER (listed on the end of a book).



**Do not leave moisture, sweat and dirt on the watch for a long time.**  
Be aware of a risk that a water resistant watch may lessen its water resistant performance because of deterioration of the adhesive on the glass or gasket, or the development of rust on stainless steel.



**Do not wear the watch while taking a bath or a sauna.**  
Steam, soap or some components of a hot spring may accelerate the deterioration of water resistant performance of the watch.

39

## Characteristics of mechanical watches

- This watch is a mechanical watch that runs by a mainspring.
- Before using the watch, turn the crown by hand about 20 times to wind up the mainspring of the watch.
- While the loss / gain of a quartz watch is shown by the monthly or yearly rate, the loss / gain of a mechanical watch is shown by the daily rate (loss/gain per one day).
- The loss / gain of a mechanical watch changes delicately day by day, depending on various environment or conditions in which the watch is used (such as temperatures, the amount of time the watch has been worn, the amount of arm movement, and the amount that the mainspring is wound up).
- A mechanical watch may lose / gain time temporarily when it is affected by strong magnetism. If the parts of the watch become magnetized, the watch needs repair including demagnetizing. In this case, consult the retailer from whom the watch was purchased.

40

## Characteristics of tourbillon

- This watch is a mechanical watch with a tourbillon mechanism.  
Tourbillon is a French word that means “whirl” or “whirlwind.” It comes from watch parts that rotate round and round in a whirling motion.
- The tourbillon is a mechanism used to average the influence of gravity caused by a change in the posture of the watch and to stabilize its accuracy by rotating parts such as a balance and an escapement, both used to control the accuracy of the watch, which are contained in a small cage called a “carriage.”
- Another characteristic of this mechanism is that you can visually enjoy the sophisticated unique motions of the parts.

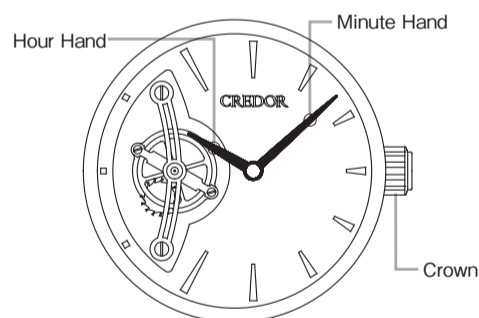
41

## CONTENTS

Handling cautions .....	36
Characteristics of mechanical watches .....	40
<b>HOW TO USE</b>	
Names of the parts .....	44
How to read the case back .....	45
Crown .....	46
How to wind up the mainspring of the watch .....	47
How to set the time .....	48
<b>TO PRESERVE THE QUALITY OF YOUR WATCH</b>	
Daily care .....	51
Water resistance .....	52
Magnetic resistance .....	54
Watch band .....	56
Length of metal bracelet adjustment service .....	58
Remarks on 18-karat gold .....	59
<b>AFTER-SALE SERVICE</b>	
After-sale service .....	62
<b>TROUBLE SHOOTING</b>	
Trouble shooting .....	66
<b>SPECIFICATIONS</b>	
Specifications .....	67

## HOW TO USE

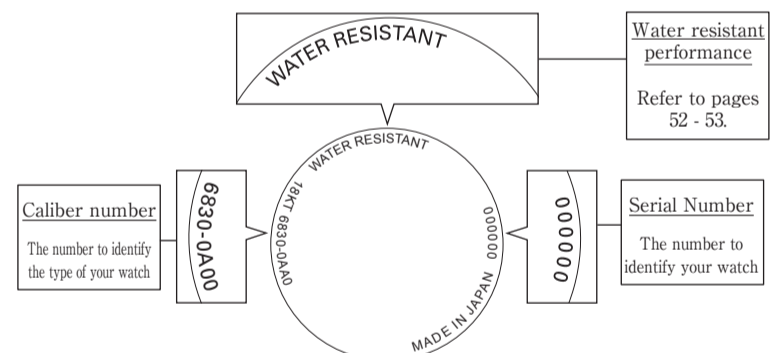
### Names of the parts



Wind-up type

44

### How to read the case back

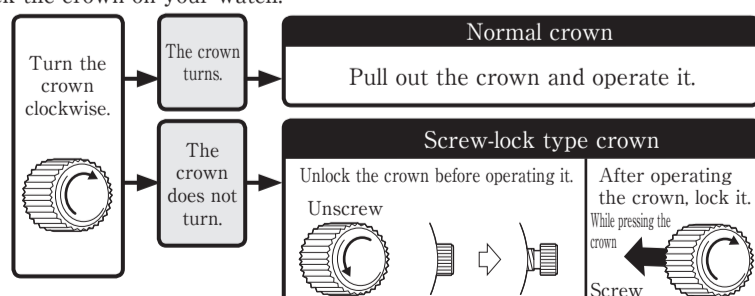


※ The figure above is one example. Performance of your watch is different from above sample.

45

### Crown

There are two types of crowns, a normal crown and a screw-lock crown. Check the crown on your watch.



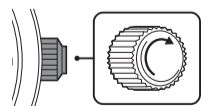
- ※ If your watch has a screw-lock crown, the crown screws into the watch to prevent malfunction and increase water resistance.
- ※ Be careful not to screw the crown in by force as it may damage the slots of the crown.

46

### How to wind up the mainspring of the watch

For a wind-up watch (the procedure below is the same when you wind up a self-winding watch by hand)

1. Do not pull out the crown.  
(In the case of a screw lock type crown, release the lock.)
2. Slowly turn the crown clockwise to wind the mainspring.
  - When the mainspring approaches full-winding, turning of the crown is heavy more or less, however, this is caused by reaction force of the wound mainspring, which is not defective.




**Note :** In case of 68 series watches that have thin movement, it becomes harder to turn the crown when the mainspring is fully wound up. Be careful not to keep turning the crown forcibly. Otherwise the mainspring may be cut.

3. Wind up the mainspring fully every day at a fixed time to keep the watch moving accurately.

47

■ How to set the time



1. Make sure that the watch is operating.  
\*Always set the date and time when the watch is operating. If the watch is not operating, wind the mainspring. → "How to wind up the mainspring of the watch" on page 46
2. Pull out the crown.
3. Turn the crown to set the hour and minute hands to the time.  
 Turn the crown clockwise, not counterclockwise, to set the time accurately. Push the crown back in to its normal position in accordance with a time signal.  
\*A 68 series model continues to move when the crown is pulled out to the first click (time setting).  
 ○The telephone time signal service (Tel. 117) is convenient to set the time.  
 ○Due to its wheel train mechanism, for setting the time of the mechanical watch correctly, the hands should be set back once slightly and then set forward to the correct time.

TO PRESERVE THE QUALITY OF YOUR WATCH

■ To preserve the quality of your watch

- This watch contains many small parts that create a mechanism which is more complicated than that of ordinary watches. Use it carefully to avoid any impact or shock to the watch.
- Do not use this watch in situations like sports where there might be impact to the arm.

■ Daily care

- It is highly recommended for you to take good care of the watch in order to enjoy the superb quality of the watch for a long time.
  - The watch body and band touch the skin directly just as underwear. Keep the watch body and band clean in order to avoid stain on the sleeve edge or rash or itch. After removing the watch from your wrist, wipe perspiration or moisture with a soft cloth as soon as possible.
  - Do not use any chemical agent such as cleaner to clean the watch.
- Turn the crown from time to time. (Only several turns in slow movement will be enough.)
  - This prevents corrosion of the crown and helps to extend the life of the gasket in use.
  - The same practice should be applied to the screw-lock type crown. (No need to pull out the screw-lock type crown.)  
 → CROWN on page 46
  - Stainless steel is a highly rust-resistant metal. However, rust will form if contaminants are left on it for a long time.

■ Water resistance

Refer the table below for the description of each degree of water resistant performance of your watch before using.

(Refer to "How to read the case back" on page 45)

Indication on the case back	Water resistant performance	Condition of use
No indication	Non-water resistance	Avoid drops of water or sweat
WATER RESISTANT	Water resistance for everyday life	The watch withstands accidental contact with water in everyday life. <b>⚠ WARNING</b> Not suitable for swimming
WATER RESISTANT 5 BAR	Water resistance for everyday life at 5 barometric pressures	The watch is suitable for sports such as swimming.
WATER RESISTANT 10 (20) BAR	Water resistance for everyday life at 10(20) barometric pressures.	The watch is suitable for diving not using an air cylinder.

■ Magnetic resistance

Affected by nearby magnetism, this watch may temporarily stop operating, or gain or lose time.

This watch is a magnetic resistant watch that is fully compliant with JIS level-1 standard.

**How to handle the watch**  
 Keep the watch 5 cm or more away from magnetic products.  
 (JIS level-1 standard)

If the accuracy exceeds the accuracy target range during normal usage due to magnetization, removal of magnetism and accuracy readjustment works are charged regardless of the guarantee period.

● Why is this watch affected by magnetism?

Because the adjustment mechanism uses a magnet, which is affected by strong magnetism from outside.

**Examples of common magnetic products that may affect watches**

Cellular phone (speaker)

AC adapter

Bag (with magnet buckle)

AC-powered shaver

Magnetic cooking device

Portable radio (speaker)

Magnetic necklace

Magnetic health pillow

## ■ Watch band

The band touches the skin directly and becomes dirty with sweat or dust. Therefore, lack of care may accelerate deterioration of the band or cause skin irritation or stain on the sleeve edge. The watch requires a lot of attention for long usage.


### ● Metallic band

- Moisture, sweat or soil will cause rust even on a stainless steel band if they are left for a long time.
- Lack of care may cause a yellowish or gold stain on the lower sleeve edge of shirts.
- Wipe off moisture, sweat or soil with a soft cloth as soon as possible
- To clean the soil around the joint gaps of the band, wipe it out in water and then brush it off with a soft toothbrush.  
(Protect the watch body from water splashes by wrapping it up in plastic wrap etc.)
- Because some titan bracelets use pins made of stainless steel, which has outstanding strength, rust may form in the stainless steel parts.
- If rust advances, pins may poke out or drop out, and the watch case may fall off the bracelet, or the clasp may not open.
- If a pin is poking out, personal injury may result. In such a case, refrain from using the watch and request repair.

56

### ● Leather band

- A leather band is susceptible to discoloration and deterioration from moisture, sweat and direct sunlight.
- Wipe off moisture and sweat as soon as possible by gently blotting them up with a dry cloth.
- Do not expose the watch to direct sunlight for a long time.
- Please take care when wearing a watch with light-colored band, as dirt is likely to show up.
- Refrain from wearing a leather band watch other than Aqua Free bands while bathing, swimming, and when working with water even if the watch itself is water-resistant enforced for daily use (10-BAR water resistant).

Notes on skin irritation and allergy	Skin irritation caused by a band has various reasons such as allergy to metals or leathers, or skin reactions against friction on dust or the band itself.
Notes on the length of the band	Adjust the band to allow a little clearance with your wrist to ensure proper airflow. When wearing the watch, leave enough room to insert a finger between the band and your wrist. 

57

## ■ Length of metal bracelet adjustment service

### ● Length adjustment service

- For the length adjustment service of the 18-karat gold or platinum bracelet, ask the retailer from whom the watch was purchased. The watch will be submitted to SEIKO PREMIUM WATCH SERVICE STATION for the length adjustment. It may take two to three weeks depending on the model to adjust the length of the bracelet.
- The length adjustment service of the 18-karat gold or platinum bracelet will not be charged only for the first time. However, the cost for materials or parts necessary for the length adjustment and repair cost other than the length adjustment will be charged.
- The length adjustment service of stainless-steel band is available from the retailer from whom the watch was purchased or SEIKO CUSTOMER SERVICE CENTER. Some other retailers may charge you for the length adjustment or may not undertake such treatments.

58

## ■ Remarks on 18-karat gold

18-karat gold (18KT) is an alloy comprised of 75% of gold and 25% of other metals. Depending on the proportion of the other metals mixed with the gold, the 18-karat gold is classified into three colors such as yellow gold (YG), white gold (WG) and pink gold (PG).

### ● Decoloration of 18-karat gold

- While gold can maintain its glittering quality, other metal components in the alloy may discolor to look like reddish or blackish due to various reasons.
- Daily care helps to prevent discoloration of the alloy, however, if the discoloration or stain of the alloy persists even after wiping the watch off, take your watch to the retailer from whom the watch was purchased for refinishing. (Refinishing will be charged.)

59

# AFTER-SALE SERVICE

## ■ After-sale service

### ● Notes on after-sale service and guarantee

- Your CREDOR watch was strictly checked and completely adjusted at the factory to ensure its high accuracy. However, if your watch gets out of order with the correct way of use as described in this instruction booklet within the guarantee period, take your watch to the retailer from whom your watch was purchased together with the certificate of guarantee. Repair and adjustment will be made without charge.
- The guarantee period and detailed guarantee coverage is provided in the certificate of guarantee.
- For repair services after the guarantee period has expired or for any other information regarding the CREDOR watch, please contact the retailer from whom your watch was purchased or SEIKO CUSTOMER SERVICE CENTER (listed at the back of the booklet).

### ● Replacement parts

- CREDOR makes it a policy to typically keep a stock of replacement parts for this watch for 10 years. Replacement parts are those which are essential to maintaining the functional integrity of the watch.
- Please keep in mind that if original parts are not available, they may be replaced with substitutes whose outward appearance may differ from the originals.

62

### ● Notes on overhaul

- Periodic inspection and adjustment by disassembly and cleaning (overhaul) is recommended approximately once every 2 to 3 years in order to maintain optimal performance of the watch for a long time.
- The power transmission gear of the movement of this watch constantly receives force. To ensure that this mechanism works properly all the time, washing parts, changing oil, adjusting accuracy, checking functions and replacing consumable parts on a regular basis are important. The first overhaul after the purchase of your watch is particularly important for preserving long-time use of your watch. According to use conditions, the oil retaining condition of your watch mechanical parts may deteriorate, abrasion of the parts may occur due to contamination of oil, which may ultimately lead the watch itself to stop. As the parts such as gasket may deteriorate, water-resistant performance may be impaired due to intrusion of perspiration and moisture. Please contact the retailer from whom the watch was purchased for inspection and adjustment by disassembly and cleaning (overhaul).
- For replacement of parts, please specify "SEIKO GENUINE PARTS."
- When asking for inspection and adjustment by disassembly and cleaning (overhaul), make sure that the gasket and push pin are also replaced with new ones.

63

## TROUBLE SHOOTING

### ■ Trouble shooting

Trouble	Possible Cause	Solution
The watch stops operating.	The remaining power for driving the watch has been consumed.	Wind the mainspring and readjust the time. If it is not solved, consult the retailer from whom the watch was purchased.
The watch temporarily gains/loses time.	The watch was brought into close contact with a magnetic object.	By distancing magnetism, accuracy is recovered. Readjust the time. If accuracy is not recovered, consult the retailer from whom the watch was purchased.
	The watch was dropped, worn while playing active sports, hit against hard surfaces, or exposed to strong vibrations.	Accuracy cannot be recovered. Consult the retailer from whom the watch was purchased.
	Inspection, adjustment, and overhaul cleaning have not been performed for the watch for more than 3 years.	Consult the retailer from whom the watch was purchased.
Blur in the display persists.	Small amount of water has got inside the watch due to deterioration of the gasket, etc.	Consult the retailer from whom the watch was purchased.

※For the solution of troubles other than above, contact the retailer from whom the watch was purchased.

66

## SPECIFICATIONS

	6830
Features	Hour and minute hands
Vibrations/hour	21,600
Loss/gain	(Second /day)+15 to -10
Driving system	Wind-up type
Duration	Approx.37 hours
Jewels	22 jewels

- The loss / gain specified above is factory-adjusted.
- Due to the mechanical watch mechanism, actual loss/gain may not fall within the range of the loss/gain specified above, depending on various environment or conditions (including temperatures, arm movement, the amount the mainspring is wound up, and other conditions in which the watch is worn).

67

セイコーウォッチ株式会社

<https://www.seikowatches.com/>

<http://www.credor.com/>

お電話でのお問い合わせ

0120-302-617 (通話料無料)

受付時間 (月曜日～金曜日) 9:30～21:00  
(土曜・日曜・祝日・年末年始) 9:30～17:30

お客様相談室

〒100-0005 東京都千代田区丸の内 3-1-1 国際ビル

〒550-0013 大阪市西区新町1-4-24 大阪四ツ橋新町ビルディング